



Cumulative Racial Disparity in Child Welfare

Presented at the County Welfare Directors Association
Children's Services Committee February 14, 2008

Joe Magruder, MSW

Emily Putnam-Hornstein, MSW
*Center for Social Services Research
University of California at Berkeley*

Terry V. Shaw, PhD, MSW, MPH
*Ruth H. Young Center for Children and Families
University of Maryland*



CENTER FOR SOCIAL SERVICES RESEARCH
School of Social Welfare, UC Berkeley



Problem/Question

- What does administrative data about the lifetime incidence of child welfare system involvement tell us about disparity over time?





Cohorts

- California's Administrative Data Base - the Child Welfare Services Case Management System (CWS/CMS) has been operational long enough to allow analysis of lifetime in-home child welfare services and foster care utilization for a cohort of seven-year-old children.
- The cohort includes all children, not just those with child welfare involvement.





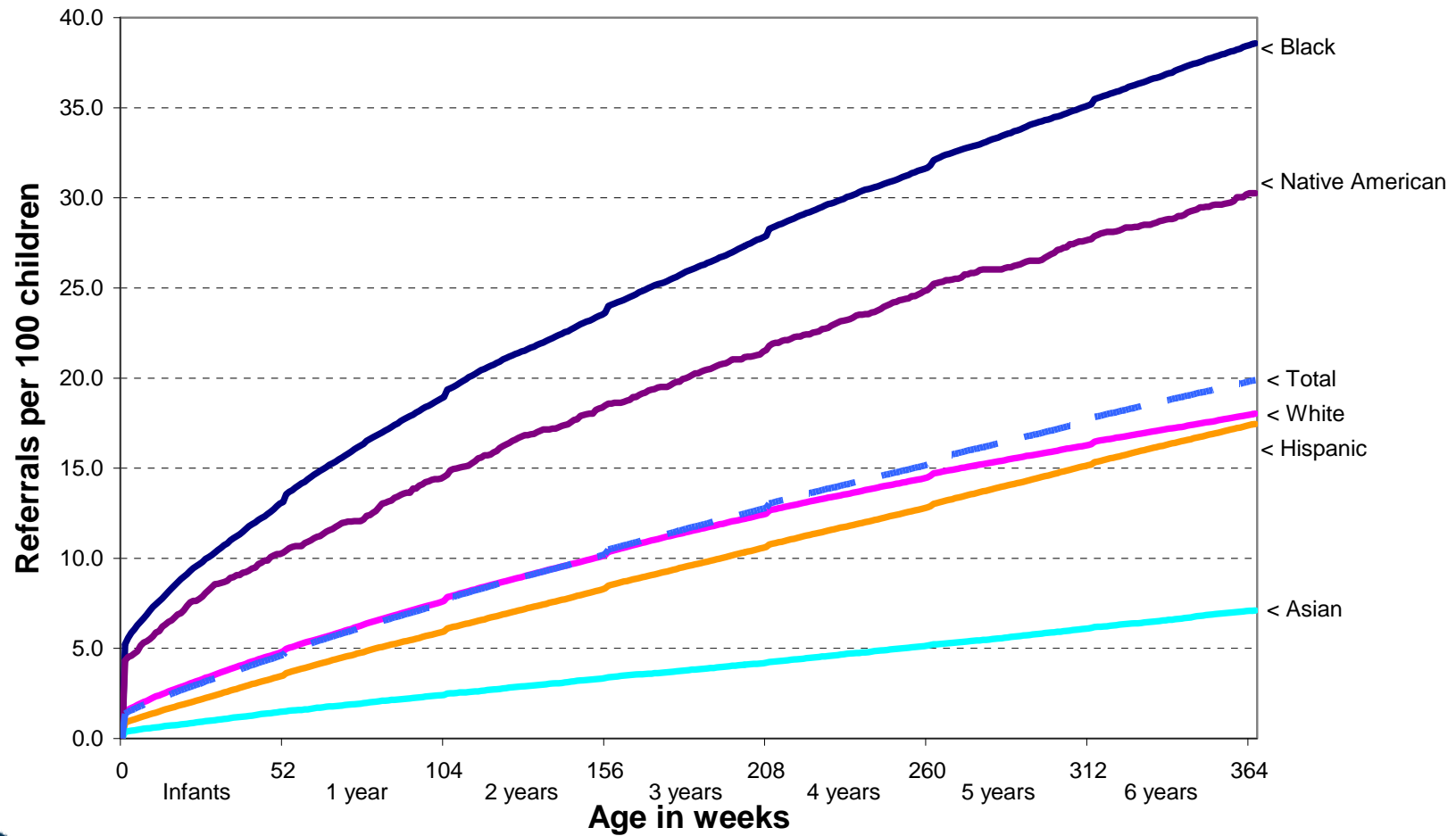
Birth Cohort

- Denominator = Vital Statistics Birth Records
- Consideration of ethnicity based on mother to match birth records
- CWS/CMS birthplace data are incomplete so it is not possible to accurately limit cases in the numerator to children born in the state





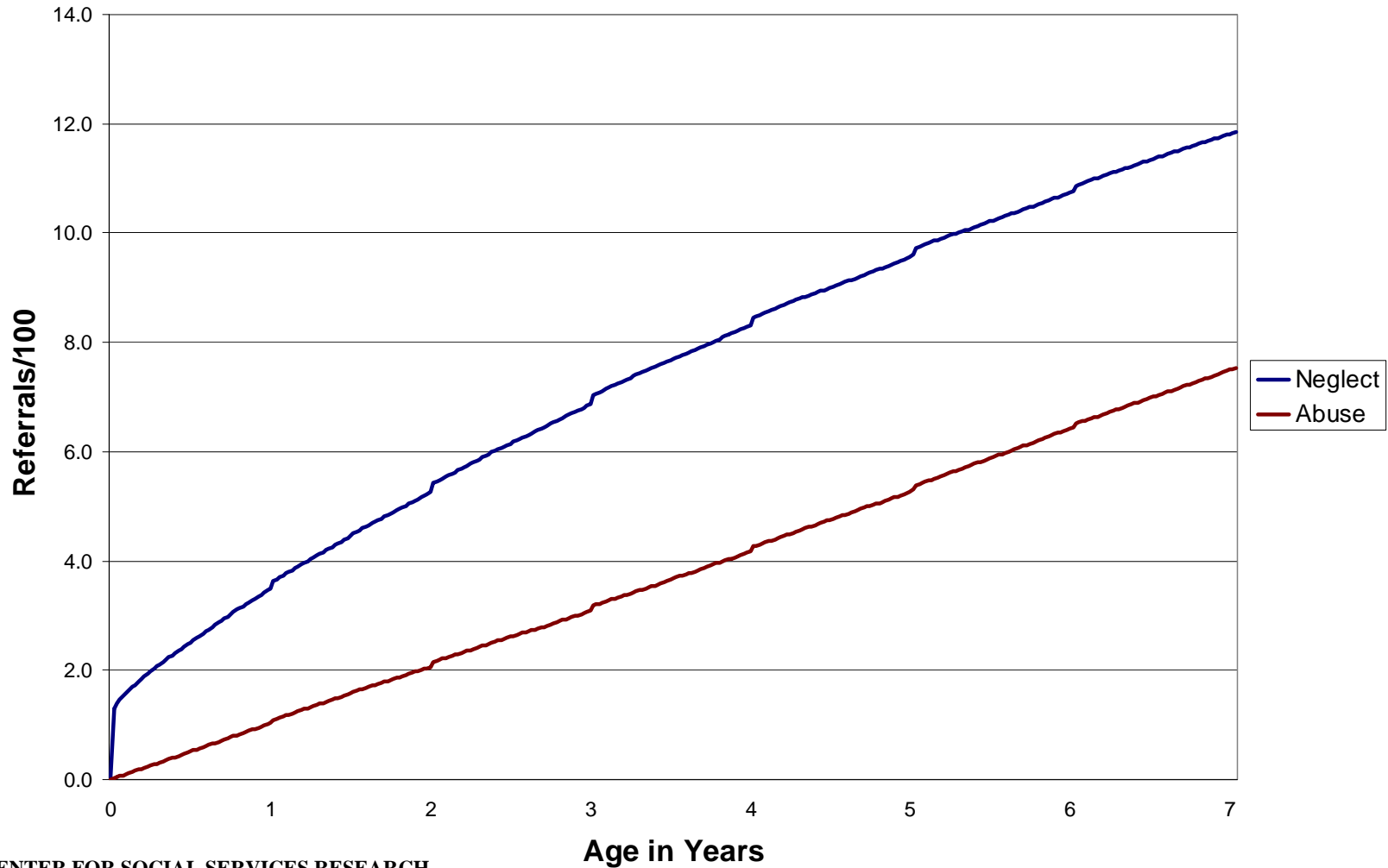
Initial Referral Rates - Births in 1999



CENTER FOR SOCIAL SERVICES RESEARCH
School of Social Welfare, UC Berkeley

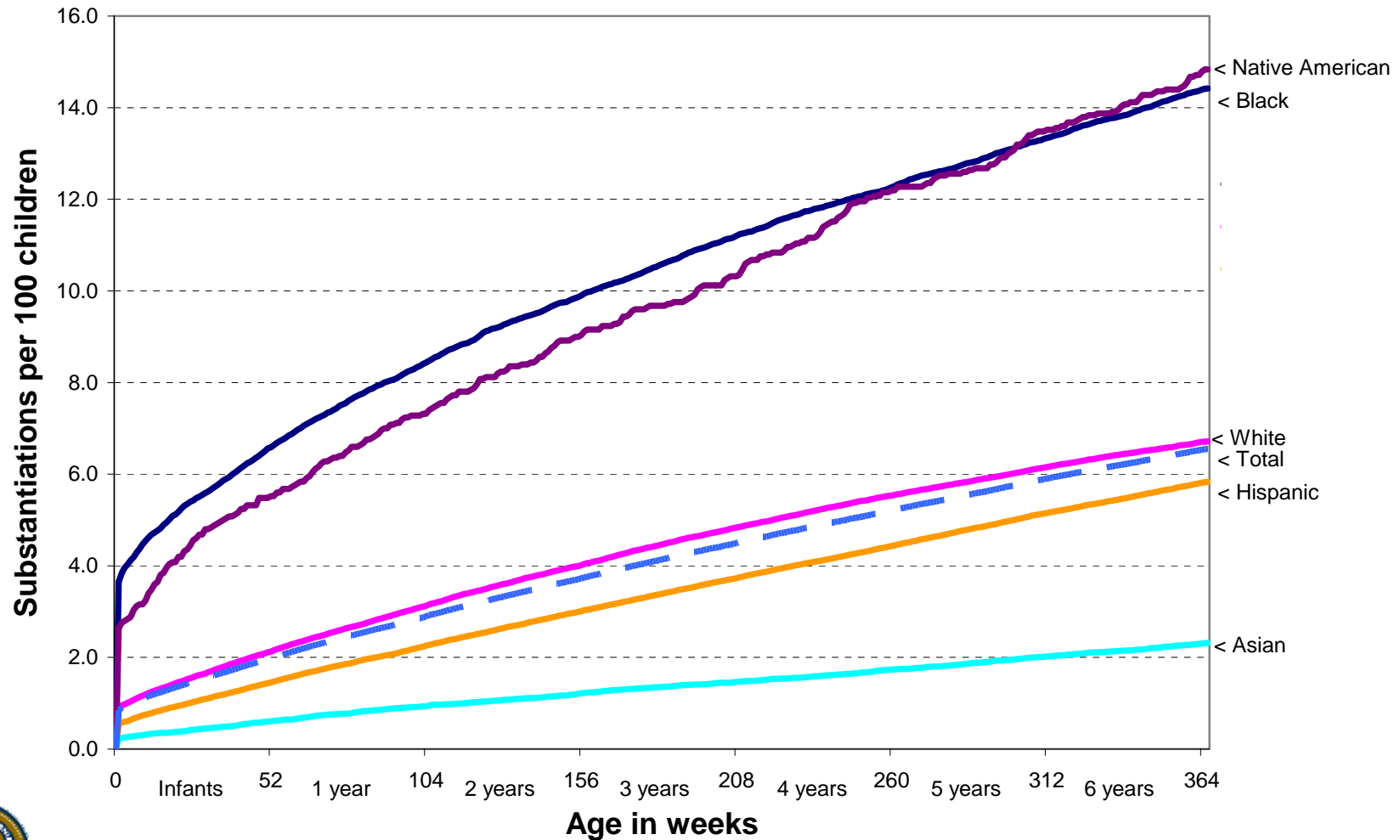


Initial Referral Rates by Type: Births in 1999



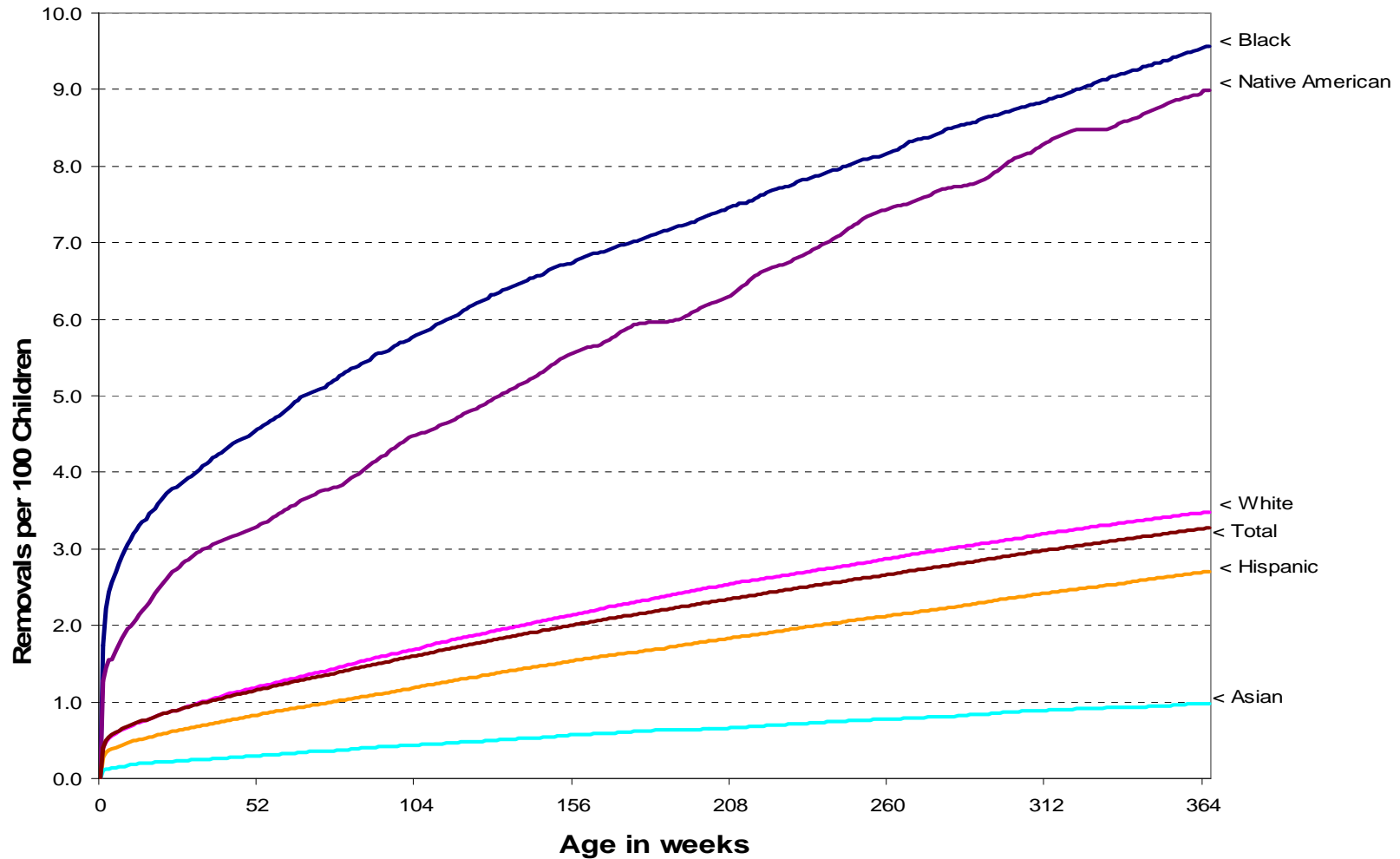


Initial Substantiation Rates: Births in 1999



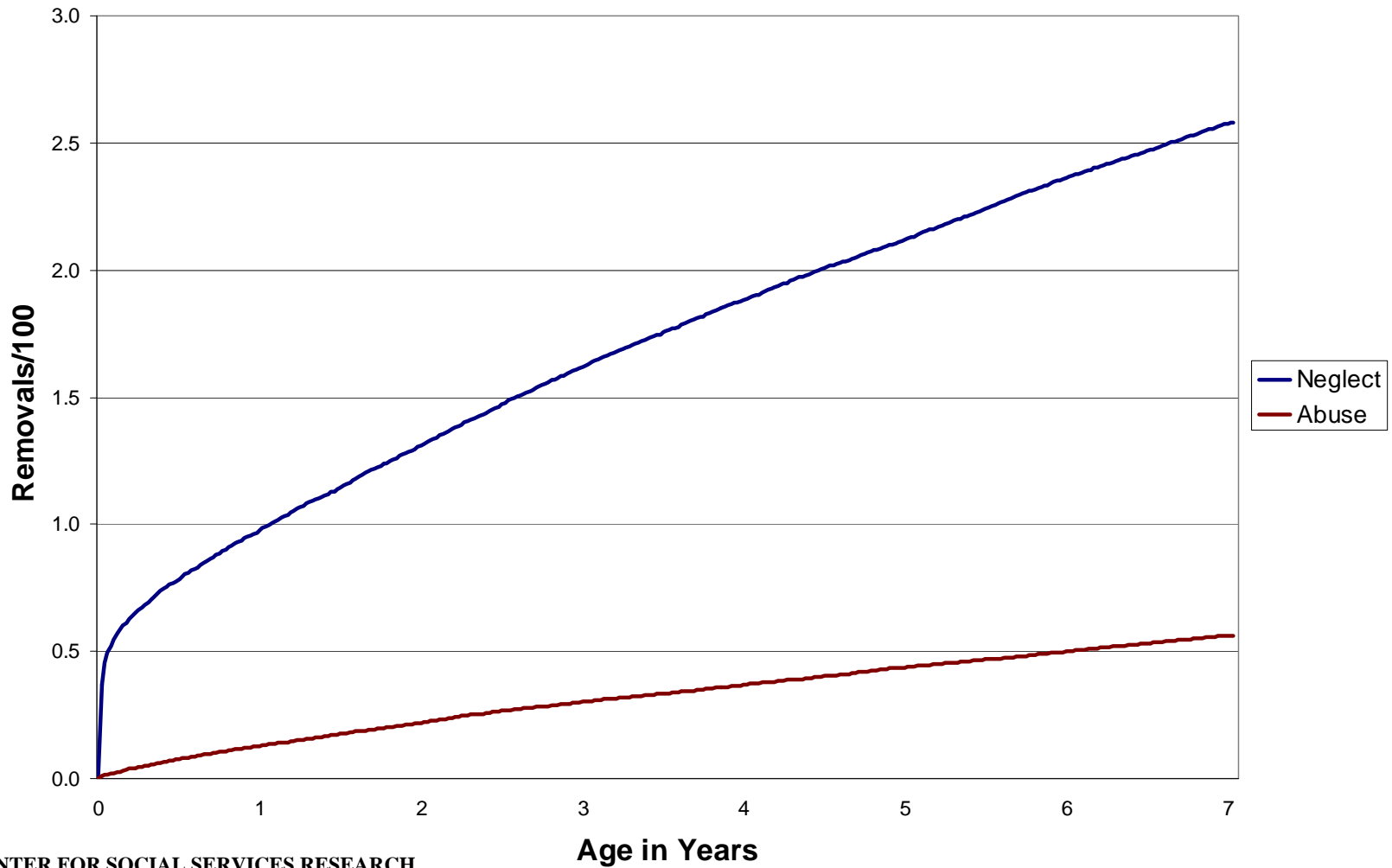


Initial Removal Rates: Births in 1999



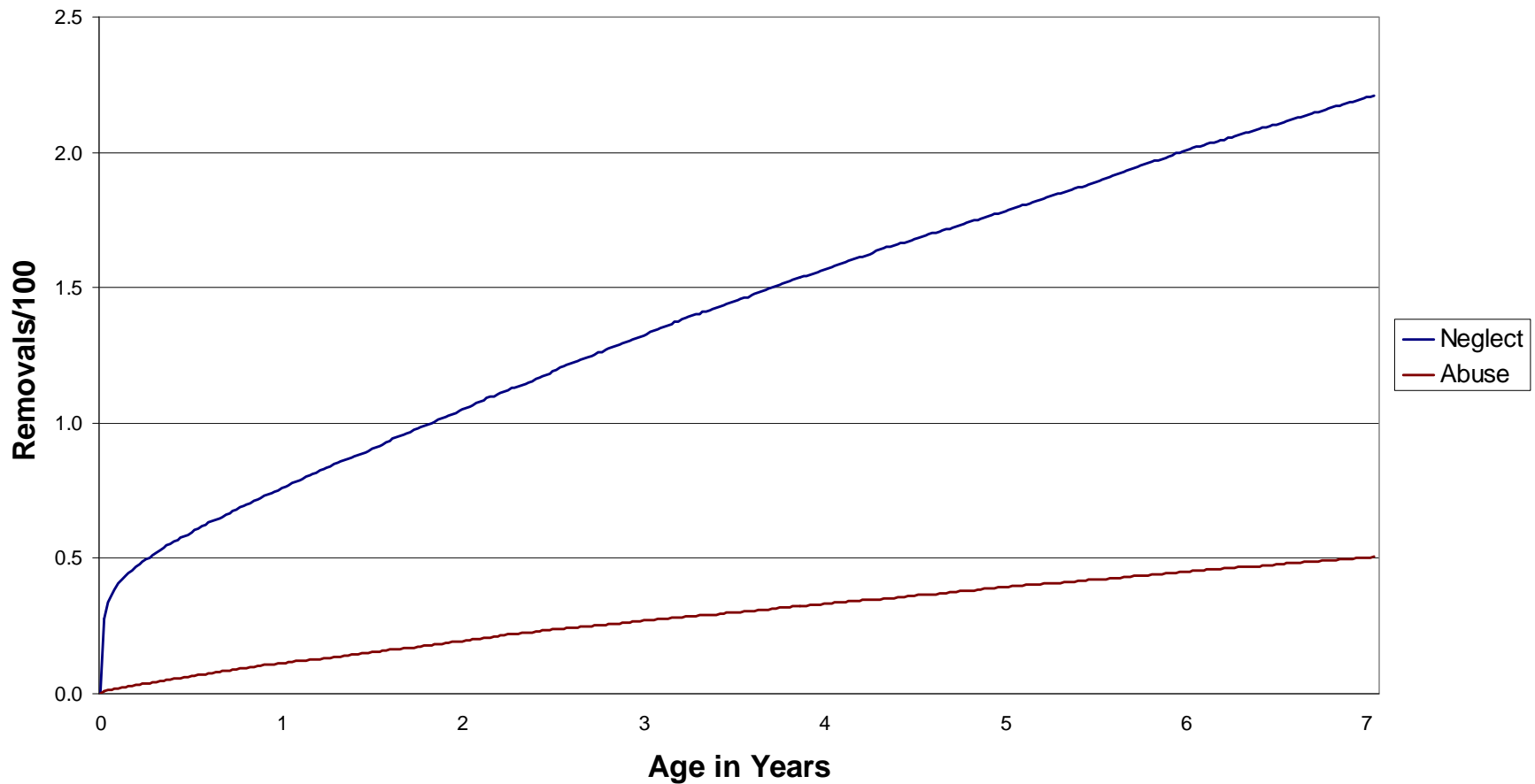


Initial Removal Rates by Type: Births in 1999



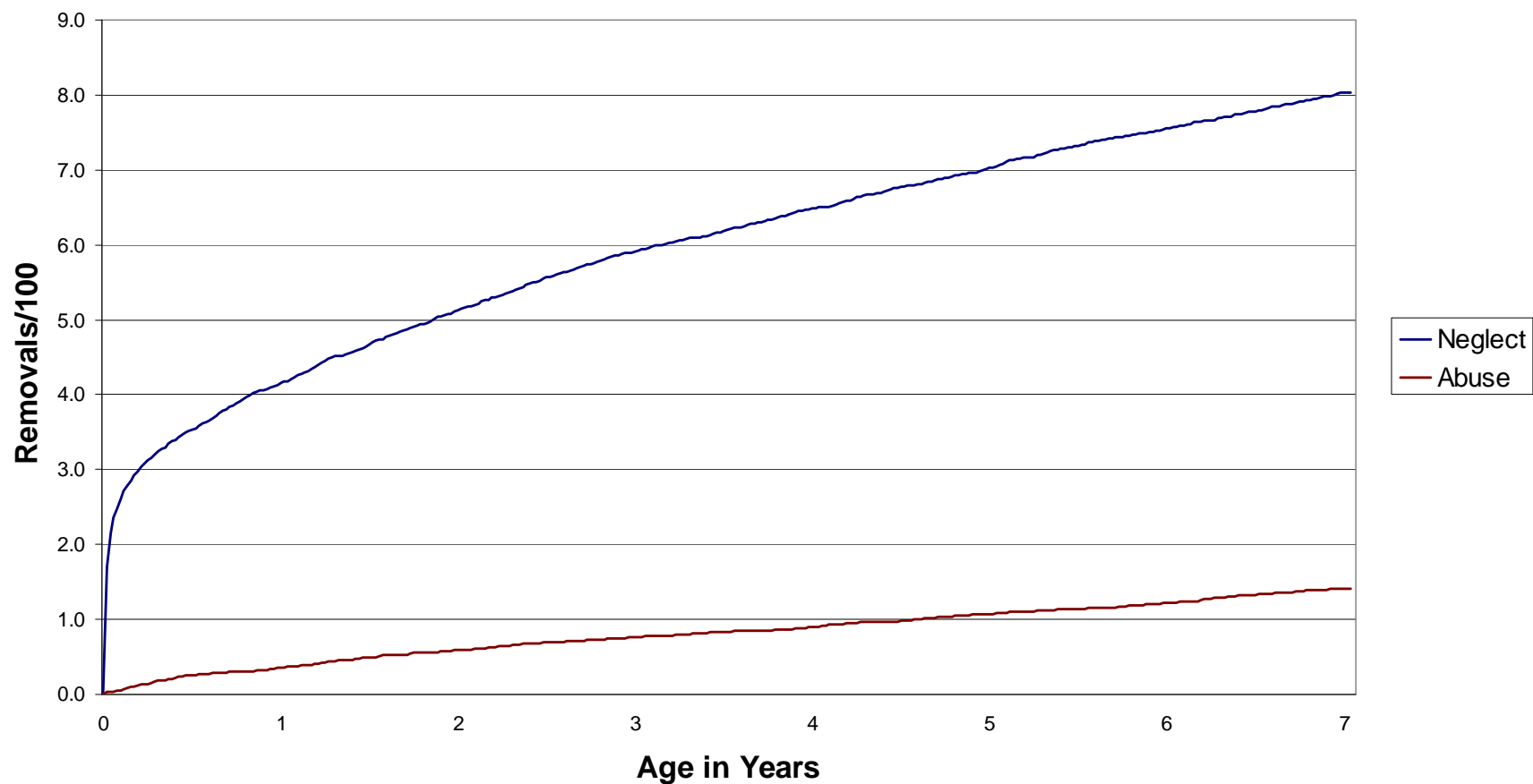


Initial Removal Rates by Type: Births in 1999, Non African-American Mothers





Initial Removal Rates by Type: Births in 1999, African-American Mothers





Disparity indexes

Initial Referral Rates

	Black	White	Hispanic	Asian	Nat. Amer.	All Others
Black	1.0	2.1	2.2	5.4	1.3	2.3
White	0.5	1.0	1.0	2.5	0.6	1.0
Hispanic	0.5	1.0	1.0	2.5	0.6	0.9
Asian	0.2	0.4	0.4	1.0	0.2	0.4
Native American	0.8	1.7	1.7	4.3	1.0	1.7

Initial Substantiation Rates

	Black	White	Hispanic	Asian	Nat. Amer.	All Others
Black	1.0	2.1	2.5	6.2	1.0	2.5
White	0.5	1.0	1.2	2.9	0.5	1.1
Hispanic	0.4	0.9	1.0	2.5	0.4	0.9
Asian	0.2	0.3	0.4	1.0	0.2	0.3
Native American	1.0	2.2	2.5	6.4	1.0	2.4

Initial Removal Rates

	Black	White	Hispanic	Asian	Nat. Amer.	All Others
Black	1.0	2.7	3.5	9.7	1.1	3.4
White	0.4	1.0	1.3	3.5	0.4	1.1
Hispanic	0.3	0.8	1.0	2.8	0.3	0.7
Asian	0.1	0.3	0.4	1.0	0.1	0.3
Native American	0.9	2.6	3.3	9.2	1.0	2.8



Next Steps...

- During the next several years we will be able to analyze cohort incidence for successive cohorts of children, including changes in disproportionality.
- We intend on studying the lifetime incidence of types of abuse and neglect.
- In 11 years, it will be possible to study referral incidence throughout the childhood of the cohort born in 1999.





The End!

Center for Social Services Research Web Page

<http://cssr.berkeley.edu/CWSCMSReports>

Joseph Magruder - joemagruder@berkeley.edu

Emily Putnam-Hornstein - eputnamhornstein@berkeley.edu

Terry V. Shaw - tshaw@ssw.umaryland.edu

(510) 643 - 2585



CENTER FOR SOCIAL SERVICES RESEARCH
School of Social Welfare, UC Berkeley